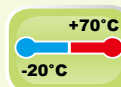


ECW-281B-945GSE/945GSE2

Fanless Intel® Atom™ Processor Embedded System



Features


- ◆ Intel® Atom™ Processor N270 1.6GHz fanless system
- ◆ Four USB 2.0, six COM ports for peripheral devices
- ◆ Dual GbE LAN Ideal for high speed network application
- ◆ Storage support for both CompactFlash and SATA hard drive
- ◆ 12 VDC, 9 VDC - 36 VDC input models available
- ◆ IEI One Key Recovery solution allows you to create rapid OS backup and recovery

Specifications

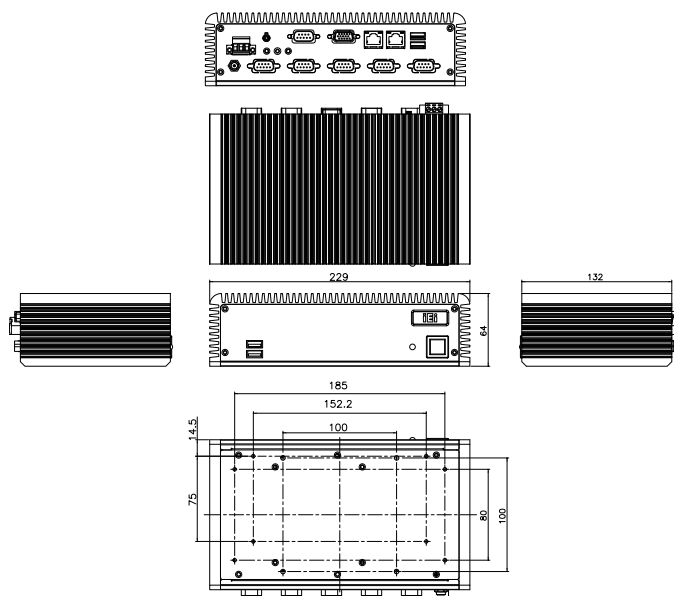
Model No.	ECW-281B-945GSE	ECW-281B-945GSE2
SBC	WAFER-945GSE-N270	
Processor	Intel® Atom™ Processor N270 1.6GHz with 533 FSB	
Chipset	Intel® 945GSE + Intel® 82801GBM/ICH7M	
System Memory	200-pin 1GB DDR2 SDRAM SO-DIMM	
Ethernet	Dual Realtek RTL8111CP GbE controllers	
Display 1	CRT interface intergrated in 945GSE with one VGA port	
Display 2	N/A	* LVDS to VGA with one VGA port
USB	4 x USB 2.0	
Serial Port	6 x RS-232	5 x RS-232
Audio	1 x speaker out	
Storage	1 x 2.5" SATA HDD capacity, 1 x internal CompactFlash slot	
Power Input	12VDC in with DC jack and 3 pin terminal Block WD series input voltage: 9V~36VDC	
Power Consumption	19W	
Chassis Construction	Aluminum Alloy	
Operating Temperature	-10°C~50°C with hard drive -10°C~60°C with CompactFlash	
Operating shock	Half-sine wave shock 3G; 11ms; 3 shocks per axis	
Operating Vibration	MIL-STD-810F 514.5C-1 (HDD) MIL-STD-810F 514.5C-2 (CompactFlash)	
Weight (Net/Gross)	2.1kg / 3.9 kg	
Dimensions (DxWxH)	132mm x 229mm x 64mm	
Mounting	Wall mount, VESA 100 wall mount (optional), DIN mount (optional)	
EMC/Safety	CE, FCC class A	

* Please refer to the spec comparison table in datasheet for detail information.

Storage & Expansions



Dimensions (unit: mm)



DIN Mount



Adjustable to fit with different rail width

Wall Mount



VESA 100 wall mount kit


WK-084MS-R10

9 VDC ~ 36 VDC Input DC-DC Module


ECW-281B series can accept 9~36VDC input by installing a DC-to-DC power module.

IDD-936260A

Input range: 9-36VDC
Output: 12 V @ 3 A (Max.)
5 V @ 10 A (Max.)
5 VSB @ 0.5 A (Max.)



ECW-281B has two power input interfaces: 3-pin terminal block or DC power jack.



Extension Friendly in Compact Size



6 x RS-232
4 x USB 2.0
2 x GbE Ethernet

Packing List

1 x QIG	1 x User manual CD
1 x Screw set	1 x Power adaptor (optional for WD models)
1 x Wall mount kit	1 x Power cord (optional for WD models)
1 x Hard drive thermal pad	1 x 2dbi wireless antenna (for wireless model only)
1 x Driver CD	

ECW-281B-945GSE series Key Spec Comparison

	ECW-281B-945GSE	ECW-281B-945GSE2
Main board	WAFAER-945GSE-N270	
Display 1	CRT interface integrated in 945GSE with one VGA port Resolution support up to 2048 x 1536 Resolution adjustable by OS	
Display 2	N/A	By LVDS with LVDS-VGA-R10 Resolution support: 800 x 600, 1024 x 768 Resolution adjustable by BIOS only
COM port	6 x RS-232	5 x RS-232

Ordering Information

12VDC input

Part No.	Description
ECW-281B-945GSE-R10/N270/1GB	Fanless embedded system with Intel® Atom™ Processor N270 1.6GHz CPU, 945GSE, built-in 1GB DDR2 memory, 12VDC in, with 60W power adaptor, black, RoHS
ECW-281B-945GSE-W-R10/N270/1GB	Fanless embedded system with Intel® Atom™ Processor N270 1.6GHz CPU, 945GSE, built-in 802.11b/g wireless, with 1GB DDR2 memory, with 60W adaptor, 12VDC in, black, RoHS
ECW-281B-945GSE2-R10/N270/1GB	Fanless embedded system with Intel® Atom™ Processor N270 1.6GHz CPU, 945GSE, dual VGA, built-in 1GB DDR2 memory, 12VDC in, with 60W power adaptor, black, RoHS
ECW-281B-945GSE2-W-R10/N270/1GB	Fanless embedded system with Intel® Atom™ Processor N270 1.6GHz CPU, 945GSE, dual VGA, built-in 802.11b/g wireless, with 1GB DDR2 memory, 60W adaptor, 12VDC in, black, RoHS
ECW-281B-N270-WT-R10/1GB	Extend temperature fanless embedded system with Intel® Atom™ Processor N270 1.6GHz CPU, 945GSE, built-in 1GB DDR2 memory, 12VDC in, w/o power adapter, black, RoHS

9~36VDC input

Part No.	Description
ECW-281BWD-945GSE-R10/N270/1GB	Fanless embedded system with Intel® Atom™ Processor N270 1.6GHz CPU, 945GSE, built-in 1GB DDR2 memory, 9-36VDC in, black, RoHS
ECW-281BWD-945GSE-W-R10/N270/1GB	Fanless embedded system with Intel® Atom™ Processor N270 1.6GHz CPU, 945GSE, built-in 802.11b/g wireless, with 1GB DDR2 memory, 9-36VDC in, black, RoHS
ECW-281BWD-945GSE2-R10/N270/1GB	Fanless embedded system with Intel® Atom™ Processor N270 1.6GHz CPU, 945GSE, dual VGA, built-in 1GB DDR2 memory, 9-36VDC in, black, RoHS
ECW-281BWD-945GSE2-W-R10/N270/1GB	Fanless embedded system with Intel® Atom™ Processor N270 1.6GHz CPU, 945GSE, dual VGA, built-in 802.11b/g wireless, with 1GB DDR2 memory, 9-36VDC in, black, RoHS

Embedded OS

Part No.	Description
ECWCWF-281B-945GSE-XPE	Windows XP Embedded OS image, for ECW-281B-945GSE, with 1GB compactFlash memory card, RoHS
ECWCWF-281B-945GSE-CE060	Windows CE 6.0 OS image, for ECW-281B-945GSE, with 128MB compactFlash memory card, RoHS

1 Industrial Computing Solutions

2 Embedded Computing Solutions

3 Industrial Data Collector and Controller

4 Video Capture Solutions

5 I/O Communication Solutions

6 Panel Solutions

7 ORing Network Communication

8 Power Supply Peripherals