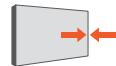









# Revitalize the Shopping Experience

## Smart Shelf Display

-  Super Narrow Bezel
-  High Brightness
-  USB Plug & Play
-  All-in-one Solution
-  Long operational hours (24hrs/7days)
-  Portrait / Landscape



### Stand Out in the Retail Space

Smart shelf displays can fit perfectly onto the edge of retail shelves without taking up valuable space or looking bulky. The ultra-wide color screen is ideal for end caps to highlight tailored ads or messages and grab customers' attentions. In addition to real-time pricing and product information updates, AUO smart shelf displays can help retailers save time, reduce labor costs and optimize in-store sales.



### Plug & Play, All-in One Solution


The USB plug-and-play function allows for simple installation and operation. Visual contents can be updated and played easily with a USB drive. AUO PS22B, the all-in-one solution with integrated PC and built-in Wi-Fi, is designed such that retailer can connect and manage the displays through their cloud-based CMS easily and efficiently.



### Professional-grade Quality & Reliability

AUO native stretched LCD panels are manufactured through photo mask process to ensure high quality and reliability. The narrow bezel not only supports seamless multi-display setups but also increases the aesthetic appeal of store shelves. With brightness up to 700 nits, AUO smart shelf displays deliver great visuals even in bright environments.

# Smart Shelf Display



## Product Specification

Product Name	PS22A	PS22B
Model	22.9" Stretched	22.9" Stretched (All-in-one)
Resolution	1920 x 165	1920 x 165
Brightness	700 nits	700 nits
Contrast Ratio	1000:1	1000:1
I/O (Signal Input)	Micro USB x1, Micro HDMI x1	-
I/O (Signal Output)	-	Micro HDMI x1
I/O (Others)	-	Micro USB (Ethernet / Storage) x1, Type C x1 (Power out)
System	-	ARM® Cortex™- A35 Quad - core 1.3GHz, 1GB DDR3, 8GB eMMC
Wireless	-	Wi-Fi 802.11 b/g/n
Speaker	-	-
Power Consumption (typ.)	12W	20W
Outline Dimension (mm)	587.08 x 62.05 x 16.5	587.08 x 62.05 x 16.5
Weight (kg)	0.67	0.7
Wall Mount (mm)	190	190
Product Life	50,000hr	50,000hr
Operation Hours	24 / 7	24 / 7
Operation Mode	Portrait / Landscape	

Dealer Stamp



Email: [pid.service@auo.com](mailto:pid.service@auo.com)  
[PID.AUO.COM](http://PID.AUO.COM)